


How To

Log into your MySUNYOrange

- ① Go to
www.sunyorange.edu.



- ② Click on the **MySUNYOrange** link.

- ③ For "**Username**" type your A number located on your student ID or class schedule (Example: **A00654321**).



- ④ For "**Password**" type your birthdate (Example: If your birthdate is December 3, 1993 then type **120393**); you can click **Forgot/reset password** and answer the security question to reset.



Problem logging in? Contact the Help Desk

(845) 341-4749 or (845) 341-4735



helpdesk@sunyorange.edu

MySUNYOrange header

You'll find your academic, personal, and financial information in Banner.

DegreeWorks tracks your degree progress

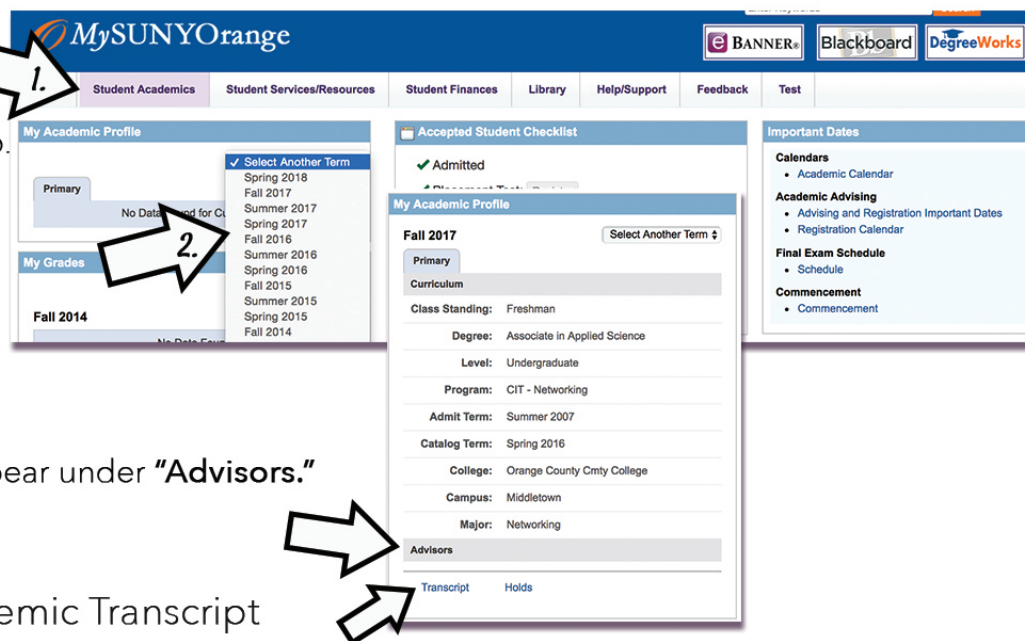


www.sunyorange.edu

How To Find your Academic Advisor

1. Within your MySUNYOrange, click on the "Student Academics" tab.

2. In the "Academic Profile" box, select the current term.



Your assigned advisor will appear under "Advisors."

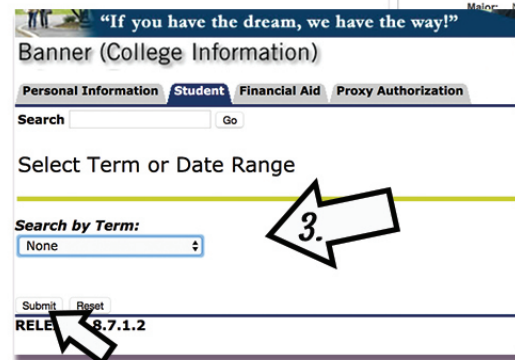
How To View your Academic Transcript

1. You can also view your transcript by clicking on "Transcript," and "Submit." It shows your SUNY Orange transcript **ONLY**, including grades and GPA.

How To Check the Current Course Schedule

1. Within your MySUNYOrange, click on the "Student Academics" tab.

2. In the "Registration" box, select "Course Schedule Search."



4. Select the subject and hit "Course Search," or "Advanced Search," for more options.

"Advanced Search," let's you choose a specific campus, instructor, etc.

Subject: Accounting (ACC)
Anthropology (ANT)
Architecture (ARC)
Art (ART)
Astronomy (AST)
Biology (BIO)
Business (BUS)
Chemistry (CHM)
Chinese (CHN)
College & Career Skills (CCS)

3. Select the current term and hit "Submit."