

# Orange Hall Theater

Technical Information Packet



SUNY / Orange

115 South St.  
Middletown, NY 10940  
Office: 845-341-4756  
Fax: 845-341-4775  
E-Mail: [peter.galipeau@sunyorange.edu](mailto:peter.galipeau@sunyorange.edu)

## Table of Contents

Page 3	General Information, Contact Information
Page 4	Management
Page 6	Carpentry
Page 7	Lighting
Page 9	Sound
Page 10	Props, Appendix List

## **General Information**

### **Technical Services**

Technical Director  
 Peter Galipeau  
 O: 845-341-4756  
 FAX: 845-341-4775  
[peter.galipeau@sunyorange.edu](mailto:peter.galipeau@sunyorange.edu)

Producer  
 Max Schaefer  
 O: 845-341-4790  
 FAX: 845-341-4775  
[max.schaefer@sunyorange.edu](mailto:max.schaefer@sunyorange.edu)

### **Box Office**

845-341-4789

### **Hanicapped Access:**

Six (6) wheelchair locations, 3 house left – 3 house right

### **Emergency Numbers:**

## **ALL EMERGENCIES – 911**

Campus Security: 845-341-4710  
 Hospital/ER: 845-333-1000  
 Orange Regional Medical Center  
 707 East Main Street  
 Middletown, NY 10940

### **Parking**

The best parking for theater events is SUNY/Orange Lot #1 Student parking. Located off of Grandview Ave. next to Orange Hall. Please contact the theater if tour bus or semi parking is needed.

### **Laundry**

North Street Laundry Mat  
 87 North St.  
 Middletown, NY 10940

### **Directions**

#### **Arriving from Connecticut or Upstate New York**

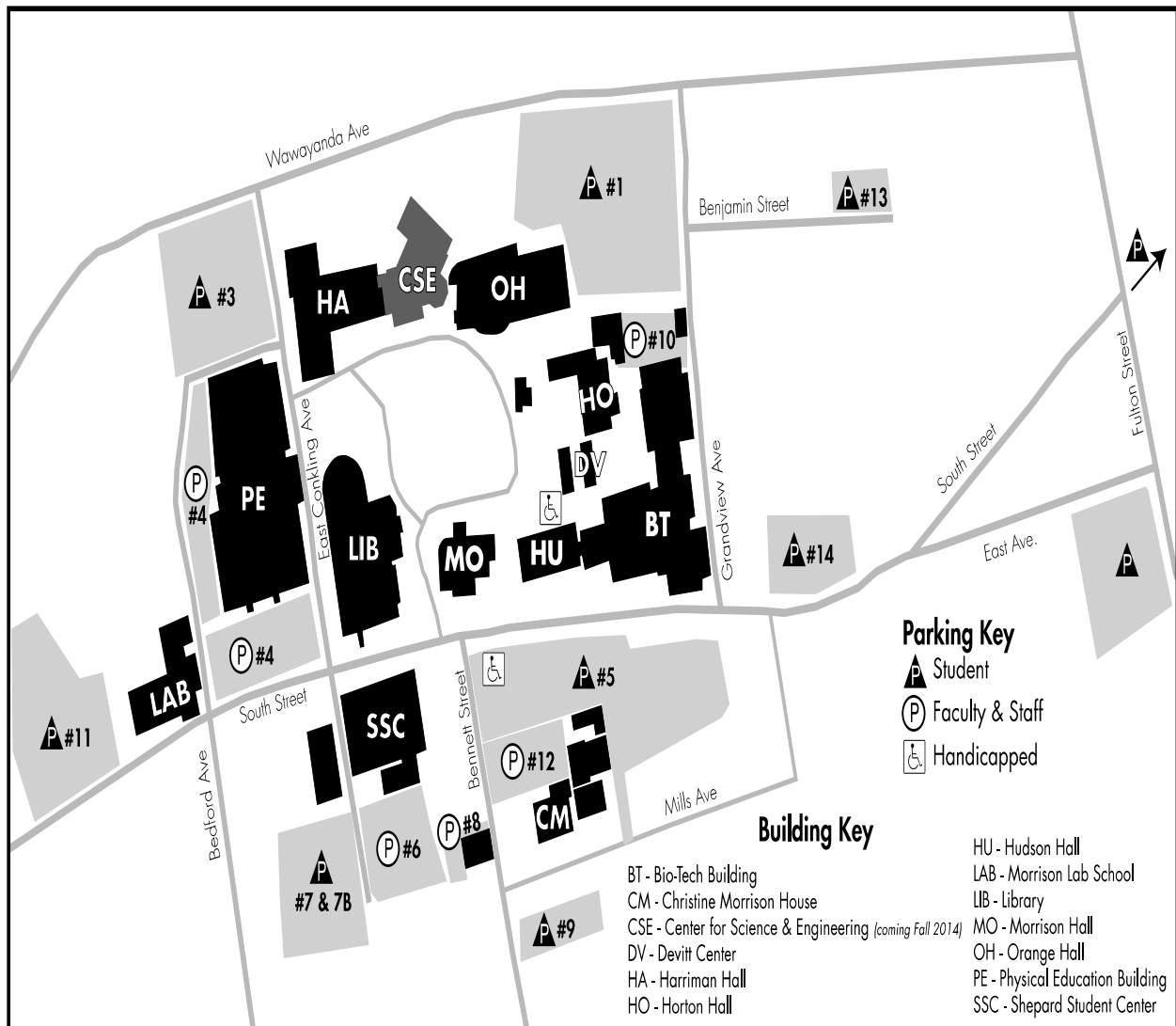
Take Interstate 84 West to exit 3W, Route 17M (Middletown), proceed on 17M, which becomes Dolson Avenue. Continue on Dolson Avenue to Bennett Street, turning left on Bennett to the top of the hill (South Street). Bear right to Middletown Campus.

#### **From New York City or New Jersey; N.Y.S.**

Thruway to exit 16 (Harriman) to Route 17 West to exit 123(Middletown). Follow 17M(to Middletown) which becomes Dolson Avenue. Continue to Bennett, turning left on Bennett to top of hill (South Street). Bear right to Middletown campus.

**From Upstate-Route 17 to exit 121W**

Interstate 84 West for 3.3 miles to exit 3W, (Route 17M) becomes Dolson Avenue. Continue on Dolson Avenue to Bennett Street, turning left to Bennett Street. Bear right to Middletown Campus.



**MANAGEMENT**

**Production Room**

Back stage right; Shop Lock-up; phone line: 845-341-4300  
 Technical Directors Office OH 46, phone and internet available.  
 Copier available upon request. No more than twenty copies allowed.

**Dressing Rooms**

There is a seven station dressing room located stage right off the second floor pin rail.

There is a fifteen station dressing room located upstage, stage left. This room also serves as a classroom and is only available when no class or college activity is scheduled.

**Stage Managers Console**

Located in shop off stage right. 2-channel Clear-Com production main station, cctv video monitoring, audio monitoring.

**Crew**

Student crew may be requested but is **not** guaranteed.

**Handicapped Access**

Wheelchair locations are accessed through FOH theater entrance.

**Policies**

House opens one half hour before curtain. Normal curtain is 8PM for evening performances and 3PM for matinees.

Box Office may be opened one hour before curtain.

SUNY/Orange is a smoke-free environment.

ALL groups using this facility agree to abide by SUNY/Orange's policies and codes of conduct.

**Load In/Out**

The stage can be accessed two ways:

1. Through the front of the house, door size is 32"w x 7'1"h. It is approximately 75' to the stage, and includes an acute, narrow turn.
2. Through the shop entrance, stage door is 6'10"w x 6'11"h. It is accessed through an exterior door with twenty (20) steps and 150' of distance

**CARPENTRY****House Capacity**

The house capacity is 375 and is fully ADA compliant.

## Stage Measurements

### Proscenium

Proscenium width: 41' wall to wall

Proscenium height: 13' 10" to plaster, 11' to main valence

Stage depth: 20' plaster line to CYC; 8' CYC to rear wall

### Left Wing

Downstage 5'6", Upstage 8'6" ; wall angles out

Upstage there is a double door leading to the Green room.

### Right Wing

The depth is 8'

Downstage there is an opening, 16' w x 7'6"h, which leads to the shop.

There is an overhanging balcony/pin rail that runs the length of the wing.

### Stage Height

Stage is 18" from the auditorium floor with three steps from floor to apron.

## Stage Floor

Floor is 1/4" masonite over 3/4"ply. Color is flat black and deck is in good condition.

Screws only may be used to secure scenery pieces.

## House Draperies See appendix A

**Act Curtain:** Red traveler at Plaster Line, operation stage right.

**Legs:** 2 sets of legs hang on roto-drape pipes.

**Borders:** A full set of borders are hung corresponding to the legs and travelers.

**Full Stage:** One, black velour, 10' upstage of plaster line, operation stage right.

**Scrim:** One, black sharktooth, 16'h x 40' w, 1' downstage of CYC.

**Cyclorama:** One, white, seamless, 16'h x 44'w

A breeze curtain is located midway (4') between the CYC and the rear wall.

## Line Set Data

**Line Plot See appendix A**

**Battens** are dead hung at 16' off the deck; the theater has no flying capabilities.

Battens are 44', single purchase pipe with o.c. marking.

**Pin Rail** is located stage right wing on 2<sup>nd</sup> floor.

## Playing Space

Minimum depth: 10', curtain line to mid-stage traveler, add 8'9" for apron at center stage, apron is curved.

Maximum width: 35' with roto drapes off

Maximum depth: 20', curtain line to CYC, add 8'9" for apron at center stage

# Lighting

## Power

Main Power: 120/208V; 3 phase, 400A

Road Box: 120/208V; 3 phase, 100A located stage right proscenium wall.  
College electrician required for tie in.

### **Dimmers**

2 etc. Sensor SR-48 racks, 2400kW per dimmer

### **Control Board**

The stage is controlled by an etc. element.

### **House lights**

House lights are controlled from etc. D.A.S. boxes located in the control booth, downstage right, upstage left, and from the board, channel 111.

### **Circuits**

There are 132 circuits **See appendix D for location**

Circuits: 1-120 are rated at 2.4kW/20 amps, terminate to 3-pin stage connectors.

Circuits: 121-132 are rated at 6.0kw/50 amps, terminate 3-pin stage connectors.

### **Front of House positions**

FOH #1: 20' throw at 60 degrees

FOH #2: 16' throw at 55 degrees

Box Booms: #1 4' throw, #2 18' throw

### **Equipment Inventory**

#### **Front of House Instruments**

27 Source 4s, 575w

BB#1 4 PARNel, 575w, 2 Source 4s, 750w

BB#2 2 6" Fresnel, 500w, 2 S4s, 575w, 2 S4s, 750w

#### **Stage Instruments**

24 Source 4s, 575w

24 PARNels, 575w

#### **Follow spots**

Two Lycian 1271 STARKLite follow spots are hung and operated from the ceiling above the control booth. They are powered by dimmers 1&2/direct channel hot patch.

### **Hardware**

8 S4 Top Hats, 4 6" Top Hats, 26 6" Barn Doors, 4 Floor Mounts, 2 Drop-in Irises, 4 Glass Pattern Holders, Assorted Gobos

### **Cable**

3-5', 6-10', 9-15', 1-20', 8-25', 2-50' 7 two-fers, 6 M stage pin to F Edison

### **Instrument Reserve**

#### Instruments

3 S4s, 575w

3 S4s, 750w

4 3½" E.R.S., 500w

2 PARNels, 575w

4 Strand 6" Fresnel, 750w

4 6' 3 color Strip Lights

Lens	
2	19'
10	26'
5	36'
5	50'
2	36' EDLT
2	50' EDLT

### Projection/FX

- A retractable projection screen 12'w x 10' h is located 2'6" upstage of the plaster line.
- 10' x 8' RP Projection screen; placeable.
- Mits XD-450U Data Projector
- 3 Rosco Image Pro Projectors
- 2 Rosco Vortex 360 Dual Rotators
- 1 Kodak Ektagraphic projector
- 1 Rosco 1700 Fog Machine

### Notes

The house rep plot consists of a warm (R02) and a cool (R362) wash. The house plot may **NOT** be altered. The FOH cannot be refocused or gelled. The Stage may be refocused and regelled. Specials may be added to meet incoming group needs.

**Please note** that not all inventoried equipment is routinely available.

## Sound

### Power

120V 1 phase, 15 - 20A circuits

### Control

Mixing for most events is done in the control booth, located in the rear of the house 50' from the stage.

An open air audio mixing area is located HR of the control booth.

### Hearing Assist System

None available



**Monitoring**

Dressing room and Green room accessed from SM Station stage right.

**Production Communications**

Clear Com, 2 channel base, 4 stations, 6 headsets

**Equipment Inventory**

**Mixing Console :** Allen&Heath GL-2400; 32 Channels; 4 Group sends; 6 Aux sends; 7×4 Matrix

**Fixed Speakers:** House: Two EAW MK2394 Wall mounted HL & HR  
Deck: EAW SB150zR 15" sub-woofer, portable

**Monitors:** Two Peavey 112HS BW enclosed monitors, 65 W @ 8 Ohms, TRS  
Two EV Force monitors, 150W @8 Ohms, Neutriks Speakons

**We can offer 2 monitor mixes, non-eq'd.**

**Microphones:** 1 Shure SM-57  
4 Shure SM-58  
1 Shure 5450  
6 Shure KSM-141  
10 Shure FM wireless lavalieres

**Playback:** Denon DN-C635 Professional CD Player  
JVC TRD-441 stereo cassette deck

**Sound Aug:** 3 dbx 1046 Quad Compressor/Limiters  
Eventide Eclipse 3000 D.S.P.  
A.R.T. Multiverb LT D.S.P.

**Amplification:** Behringer FBQ 6200 31 Channel Graphic EQ  
House mix: QSC PLX-2402, 1400w per channel  
Monitor mix: QSC RMX-1850 400w per channel, mono

**Hardware:** Stands - 5 Standard, 6 Boom, 3 Low Booms, 2 DI boxes

**Please note** that not all inventoried equipment is routinely available.

**PROPS****Orchestra Pit**

Located house right in auditorium, directly in front of apron stairs. Piano is a Yamaha baby grand. Tuning is in addition to rental cost.

**Music**

Six chairs, stands, and lights are available for incoming groups.

**Orchestra Shell**

None available

**Dance Floor**

Marley floor is available for dance companies.

**Props**

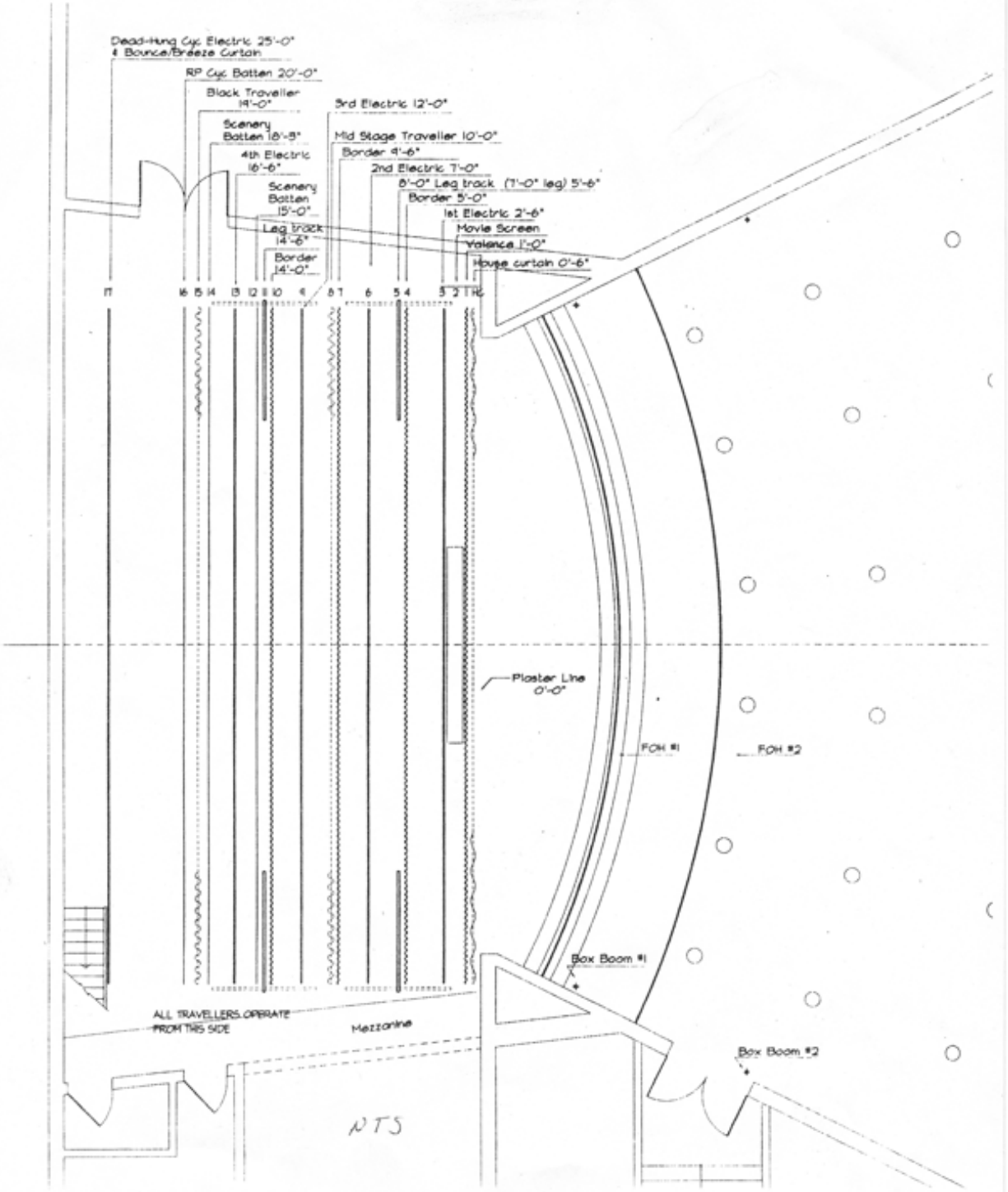
Use of the college prop room and furniture resources is at the discretion of the Producer.

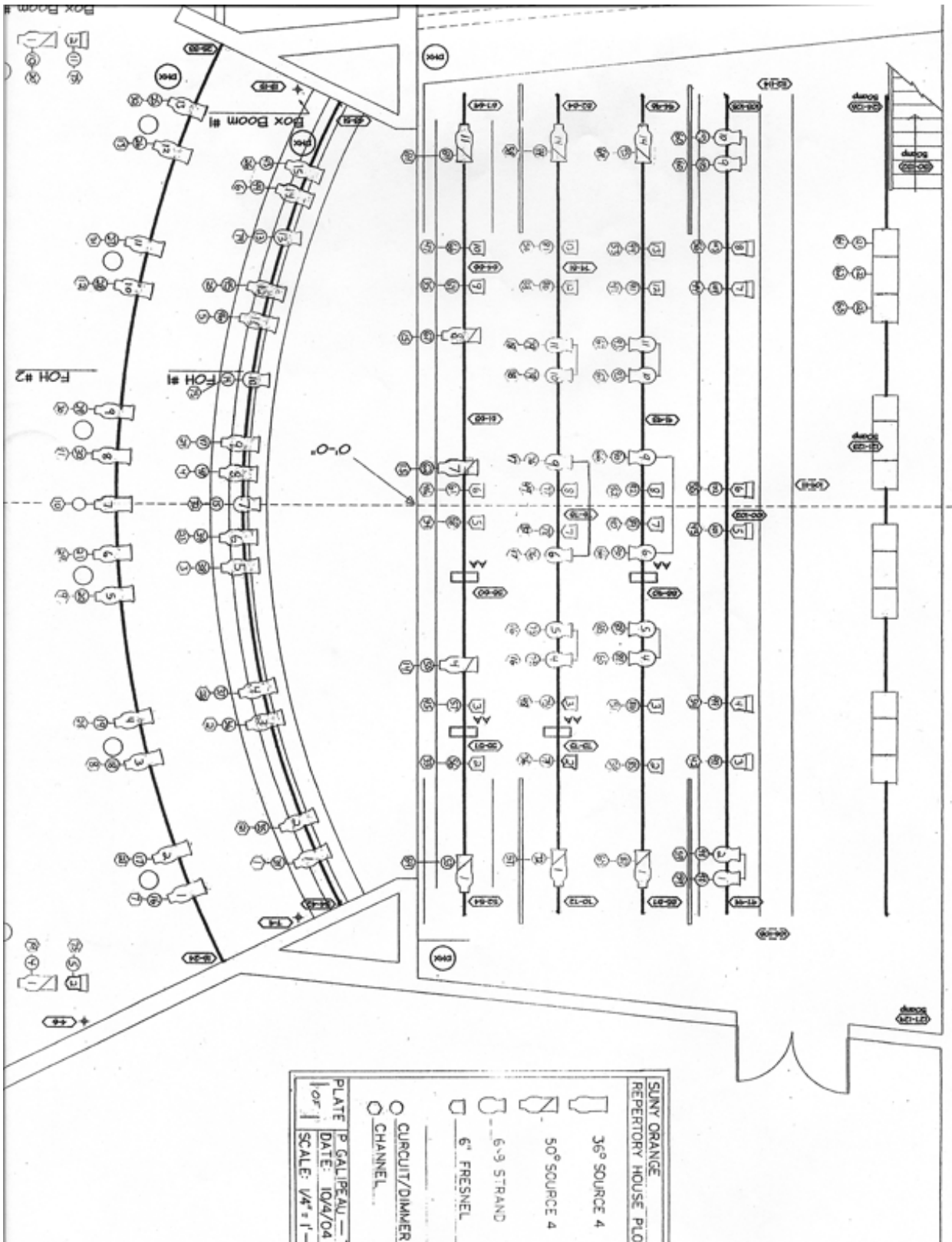
**APPENDIX LIST**

**A Line Set Data, p. 11**

**B Repertory Plot Instrument Schedule, p. 12**

**C House Seating Chart, p. 13**



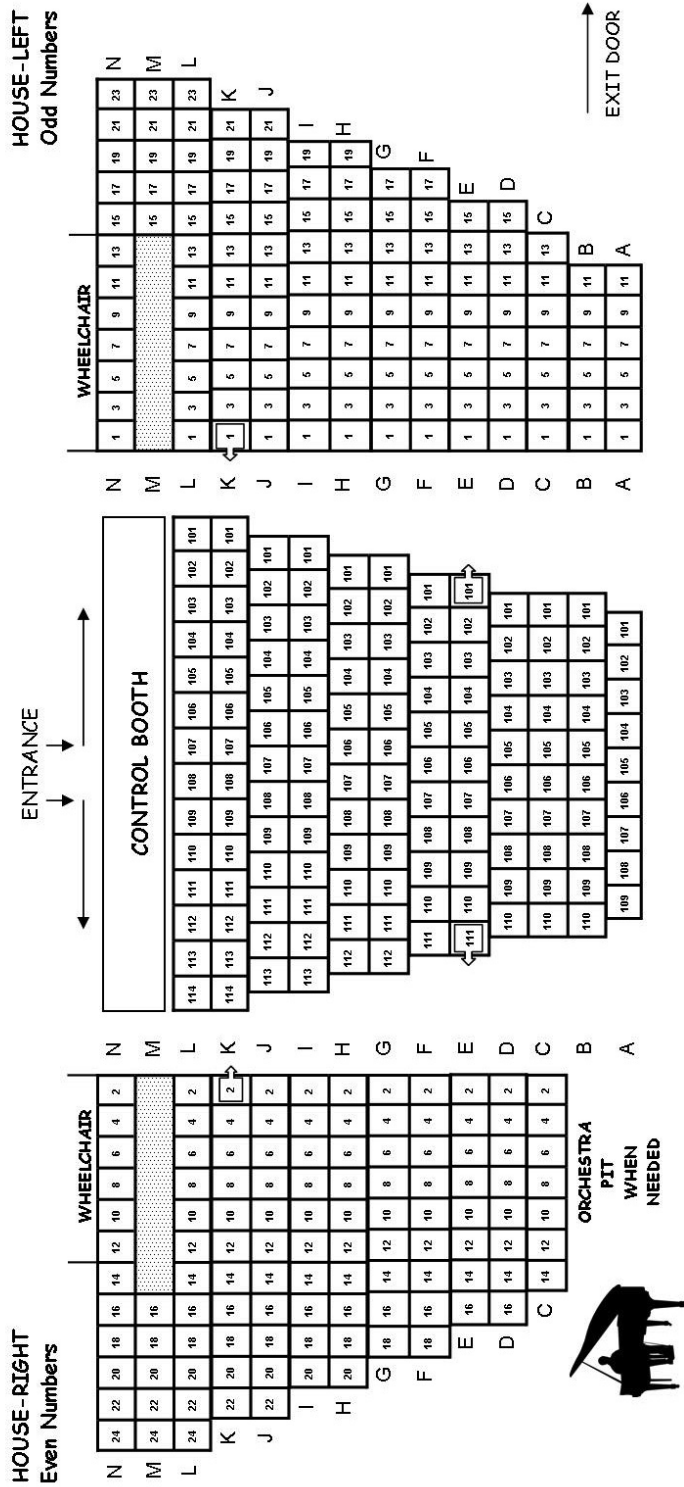


# ORANGE HALL THEATRE SEATING CHART

## 375 Seats

The seats located in "wheelchair" spaces should not be sold unless the patron requests a wheelchair seat. A wheelchair will occupy the space of two seats, which are only removable in pairs (#1 & 3, #5 & 7, #9 & 11, etc). Give the wheelchair patron a ticket for one of the removed seats and destroy the other ticket.

Seats K-1, K-2, E-101, E-111 have arms that raise up for handicapped patrons



REVISED AUGUST 17, 2011