

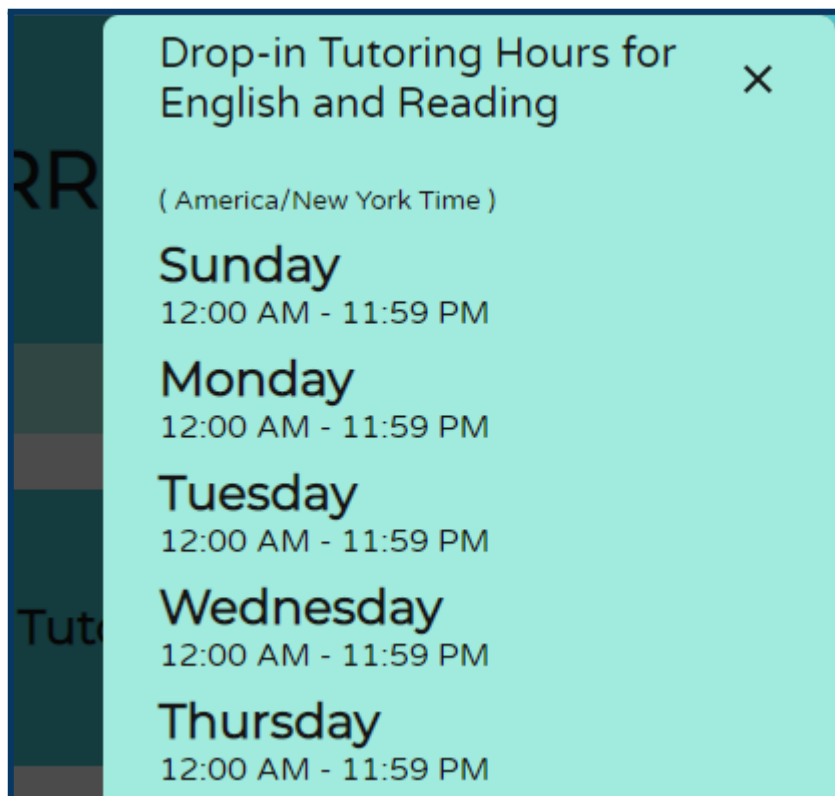
How do I use NetTutor live tutoring?

You've clicked on NetTutor from your My.SUNYOrange.edu page and chosen the service you would like to use. You want to work with a live tutor, so what's next?

1). To view the drop-in tutoring schedule for your selected subject, click on **Drop-in Tutoring Hours** on the top-right of the page.



2). A pop-up window showing the times that a live tutor is available for your subject will open.

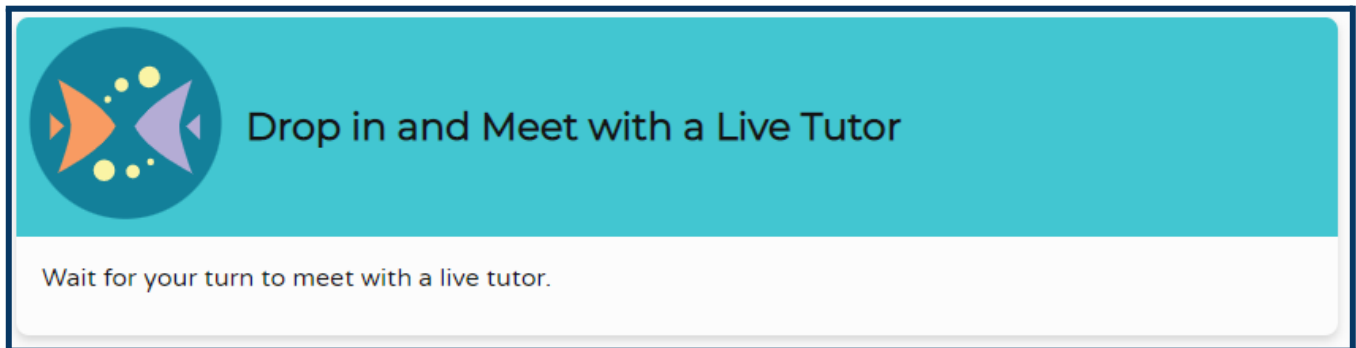


Center For Student Success

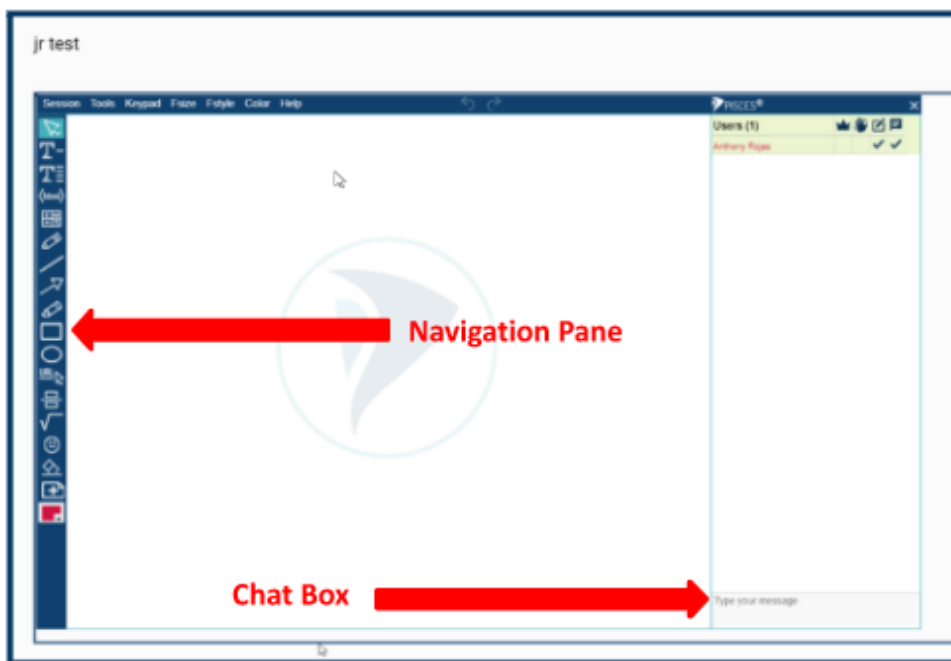
Middletown Center | Library Building, 2nd Floor | (845) 341-4171
Newburgh Center | Kaplan Building, Room 220 | (845) 341-9504
Email: studentsuccess@sunyorange.edu

How do I use NetTutor live tutoring?

3) If you're logged in when a tutor is available, click on **Drop In and Meet with a Live Tutor**. The next window will let you know your wait time or it'll send you right to your tutor session.



4) In your session, you have a navigation pane on the left for you to add work to the white board. You also have a chat box on the bottom right to talk with your tutor.



Pro-Tip: NetTutor stores all recordings of your sessions in your subject locker! Just go to a subject that you've previously worked with a live tutor and click on **Your Subject Locker**.

Center For Student Success

Middletown Center | Library Building, 2nd Floor | (845) 341-4171
Newburgh Center | Kaplan Building, Room 220 | (845) 341-9504
Email: studentsuccess@sunyorange.edu