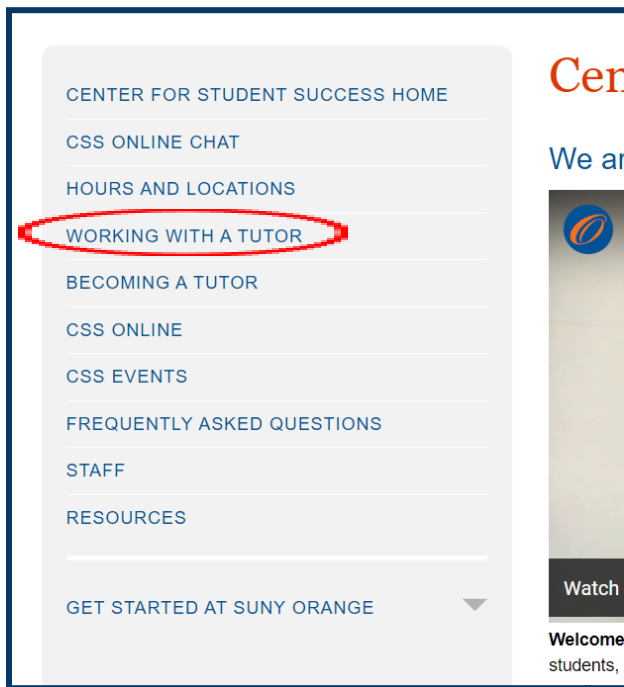


# How do I connect to my online session?

1). Go to [sunyorange.edu/css](http://sunyorange.edu/css)

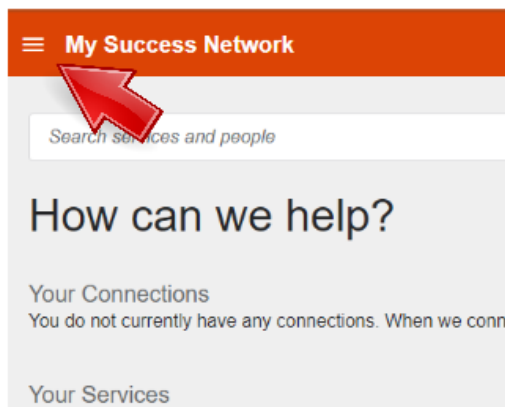
2). Click on **Working With A Tutor** on the left

Then, under **Where do I go to book a tutoring session?**, click on **Orange Connect**




3) **Log in** with your SUNY Orange email and password


4) **Click** the hamburger menu button to reveal the sidebar.




# How do I connect to my online session?

5) Select **Upcoming** to view your appointments.

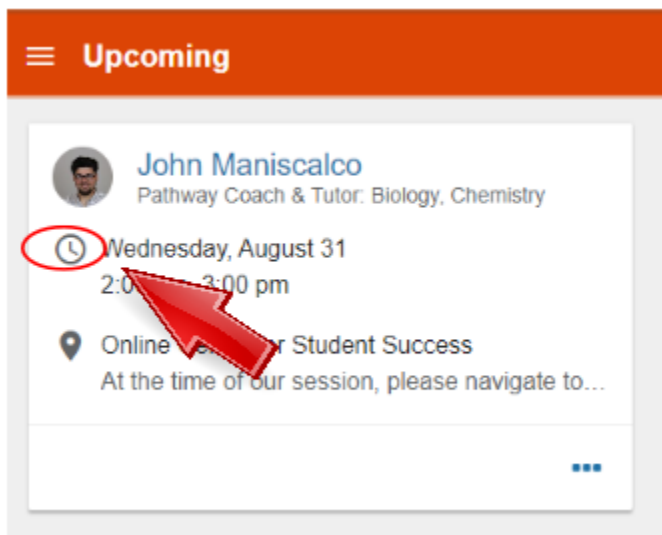


 Dashboard

 My Success Network

 **Upcoming**

6) Click the **clock icon** of your current appointment.



# How do I connect to my online session?

7) You can find the **Zoom Link** in the bottom left. **Copy and paste** it into your address bar.

You must cancel and reschedule this appointment to change the

Date and Time

Wednesday, September 07

5:00 pm – 6:00 pm

Location \*

Online Center for Student Success

At the time of our session, please navigate to my Zoom link: <https://sunyorange.zoom.us/j/4058003>



8) Please be patient while your tutor admits you from their waiting room.

9) These steps are **the same** for each of your **online tutoring sessions** with us.

**If you encounter any technical difficulties when trying to connect to your session, please contact us!**

Center for Student Success  
[studentsuccess@sunyorange.edu](mailto:studentsuccess@sunyorange.edu)

Middletown	Newburgh
Library, 2 <sup>nd</sup> Floor	Kaplan 220
(845) 341-4171	(845) 341-9504