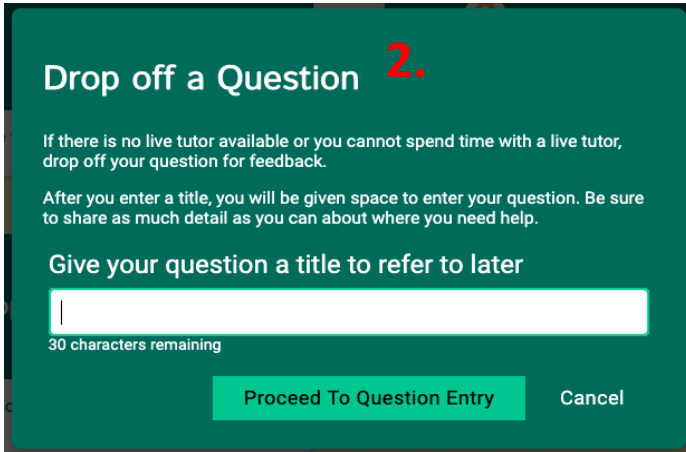
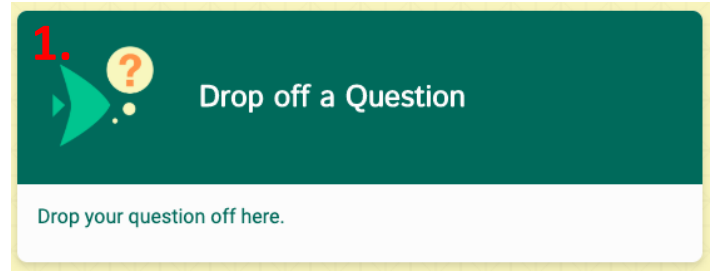


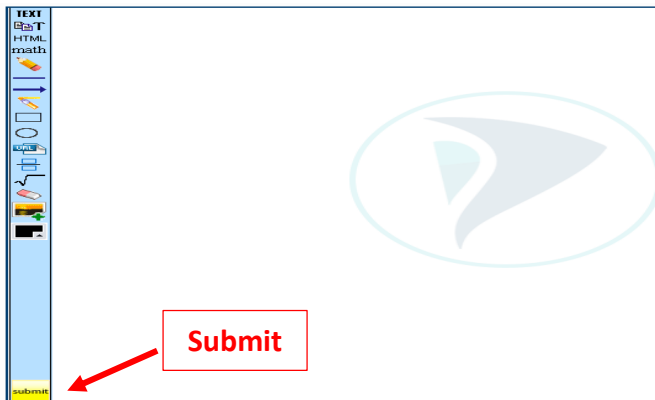
How to drop off a question in NetTutor

You've clicked on NetTutor from your My.SUNYOrange.edu page, and you've selected a subject from the list. You want to drop off a question and receive feedback, so what's next?


1. To begin, click on the option to **Drop Off a Question** under the subject you've selected.
2. Give your question a title (this is for you to be able to find it once it's answered and sent back to you) and click on **Proceed to Question Entry**. This will send you to the NetTutor whiteboard.



3. Using the whiteboard, select from the text tools on the left-hand navigation to type your question, show your homework problem, and any work or initial thoughts related to solving the problem. When you're done, click on the yellow **Submit** button on the bottom left.

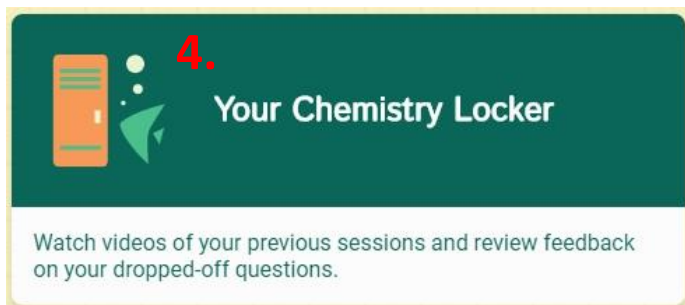


Pro-Tip: When submitting your question show as much work as possible so the tutor can provide constructive support. They'll guide you through the process of solving a problem and understanding the work, but the tutor will not provide the answer for you. It is up to you to arrive at the answer yourself using the tutor's guidance. **When in doubt, ask your instructor any questions directly!**

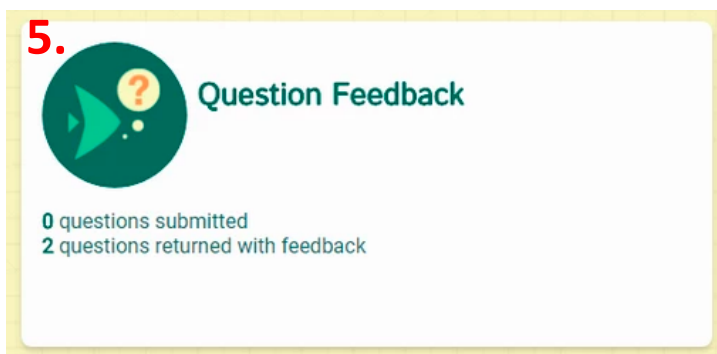
Keep reading on how to receive feedback 

How to drop off a question in NetTutor

- To retrieve the feedback to your submitted question, click on **Your Subject Locker** under the subject you selected.



- Next, click on the Question feedback.



- Click on your question (the title you gave it in the beginning) and select the option to download the tutor's feedback as a PDF or view the feedback inside of your browser.



Pro-Tip: NetTutor stores all your dropped off questions and feedback in your subject locker! Just go back to the first screen after you click on your subject and click on **Your Subject Locker**.