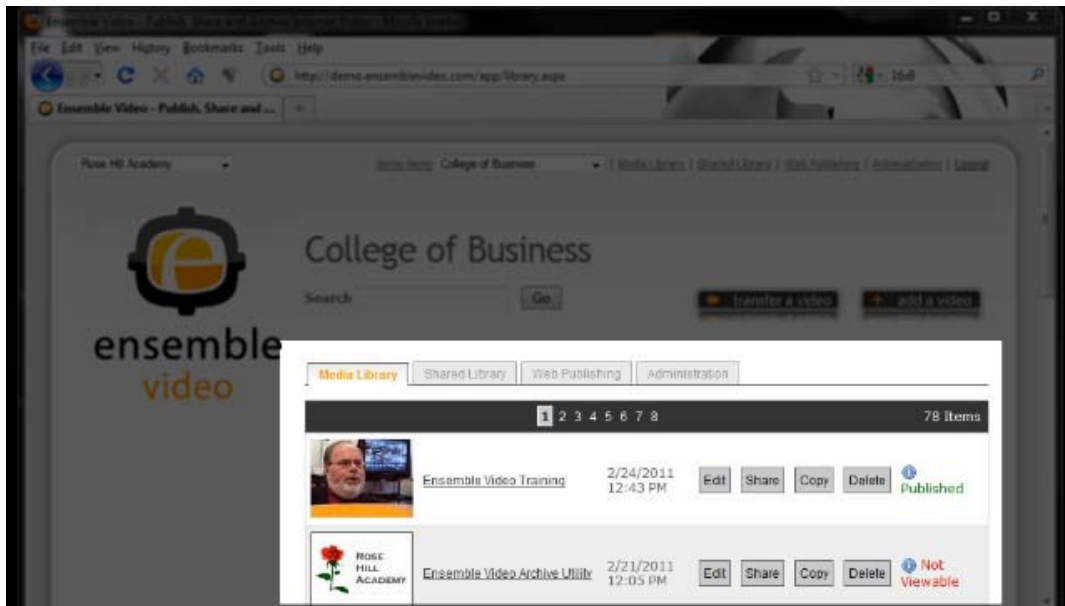


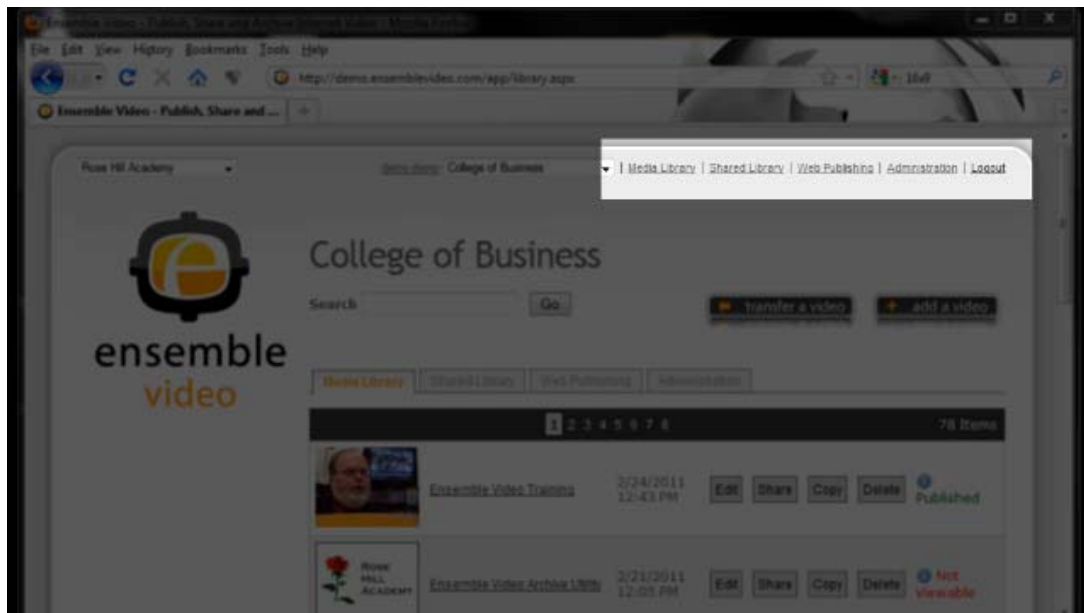


Interface Overview

Ensemble Video uses a tabbed interface so you can easily navigate to different areas of the application.



As you can see, all Ensemble video interface tabs are visible in the center of the page when you login, just above the listing of the items in the department media library.



They are also visible at the top of each page.

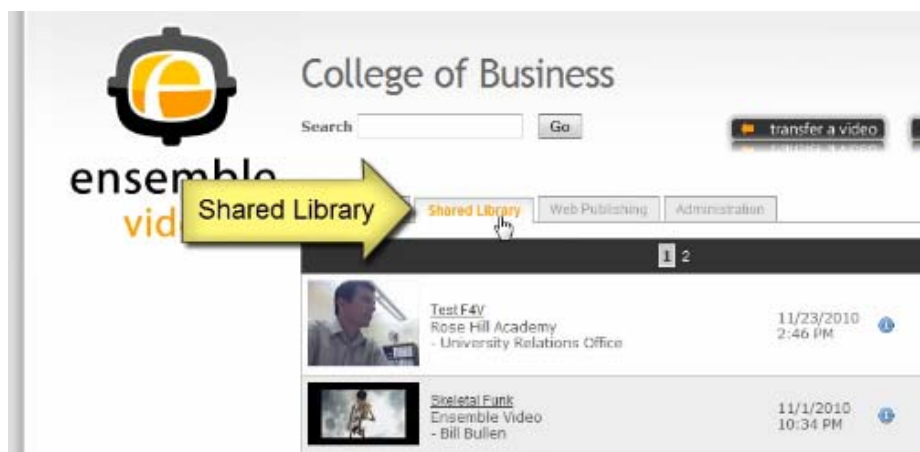
Here is a quick summary of each of the tabs in the Ensemble Video interface:

Media Library



The media library is a searchable department media library with functions for adding, editing, searching, copying, deleting, and publishing video content.

Shared Library



The shared library is a library of videos shared to your department from other departments that are using your implementation of Ensemble Video. You can view and publish these videos.

Web Publishing Tab



In the web publishing tab, you define and manage the web publishing destinations where you make your video content available to external viewers.

Media Library Shared Library **Web Publishing** Administration

Here you can add, edit and remove Ensemble Web publishing sites.

Please Note: When you remove an Ensemble web destination, all the content published to that web destination is un-published, and if you are using the Ensemble plug-in, it will no longer work with the destination ID associated with the deleted destination.

Add a New Destination

| Name | Categories | Google | Plug-In | ? | | | | |
|--------------------|---------------------------|---------------------------|-------------------------|----------|--|--|----------------------|--|
| 1 - Demo Webpage | Configure | Analytics | Install | Web Site | | | Edit | |
| Blog | Configure | Analytics | Install | Web Site | | | Edit | |
| BUS 101 | Configure | Analytics | Install | Web Site | | | Edit | |
| BUS 335 | Configure | Analytics | Install | Web Site | | | Edit | |
| BUS 655 | Configure | Analytics | Install | Web Site | | | Edit | |
| Business History | Configure | Analytics | Install | Web Site | | | Edit | |
| Campus TV | Configure | Analytics | Install | Web Site | | | Edit | |
| Capital University | Configure | Analytics | Install | Web Site | | | Edit | |
| education | Configure | Analytics | Install | Web Site | | | Edit | |

You can use our quick publish site, or install the plugin.

Administration Tab



In the administration tab, you gain control of the customization settings, media sources, users, and set sharing permissions.