



HOW TO USE ANGEL FOR YOUR ONLINE, HYBRID or WEB-ENHANCED CLASS

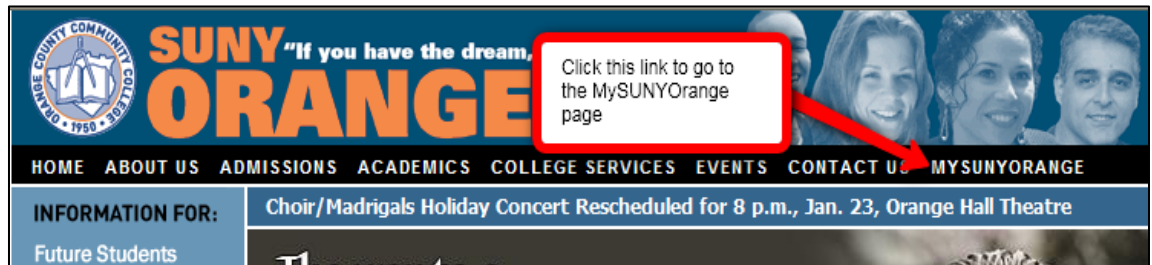
Congratulations! You have registered for an online, hybrid or web-enhanced class at Orange County Community College. SUNY Orange has partnered with the SUNY Learning Network (SLN) and Angel Learning Management Systems (Angel) to host our online environment. As a SUNY Orange student, you will be using the Angel system to access all or some of your course materials. This document will show you how to log into Angel and where to find help if you need it. Our current version of Angel is 7.3.

To get to the Angel login page, go to the College home page: <http://www.sunyorange.edu>.

Click the link for **MYSUNYORANGE**.

(You can also go directly to the MySUNYOrange page:

<http://www.my.sunyorange.edu>.)



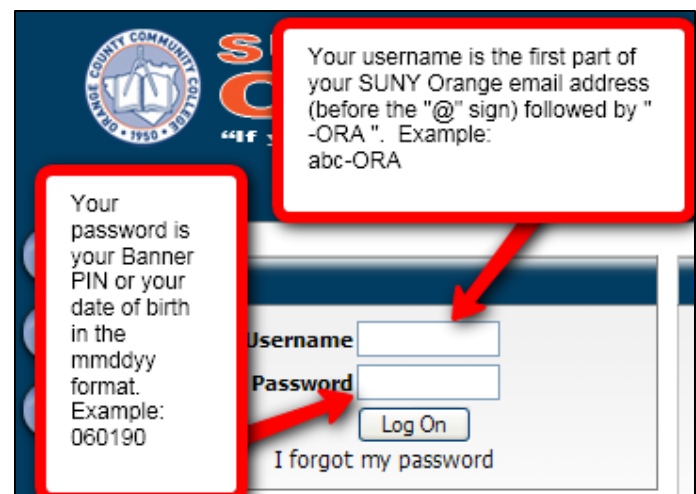
Navigate to the third column on the **MySUNYOrange** page, entitled "My Online Classes (Angel)" and click "Log in here". Be sure to scroll down to read the student instructions and FAQ's.

My College Information (Banner Self- Service)	My College Communication (Gmail)	My Online Classes (Angel)
Log in here	Log in here	Log in here
STUDENTS Your username is the part of your SUNY Orange email address before the "@" sign. Your initial password is your date of birth in the following format: mmddyy	Click on this link to log into Angel. Read through this column for FAQ's and help. Your initial password is your date of birth in the following format: mmddyy	STUDENTS Your Angel username is the first part of your SUNY Orange email address (before the @ sign) followed by "-ORA". (e.g. for email jd@sunyorange.edu , username will be jd-ORA). If you have not logged in to Angel before, your initial password will be your date of

Your ANGEL Login:

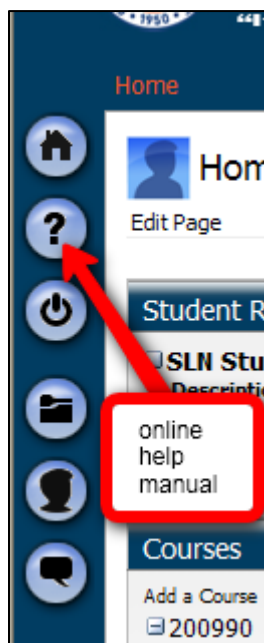
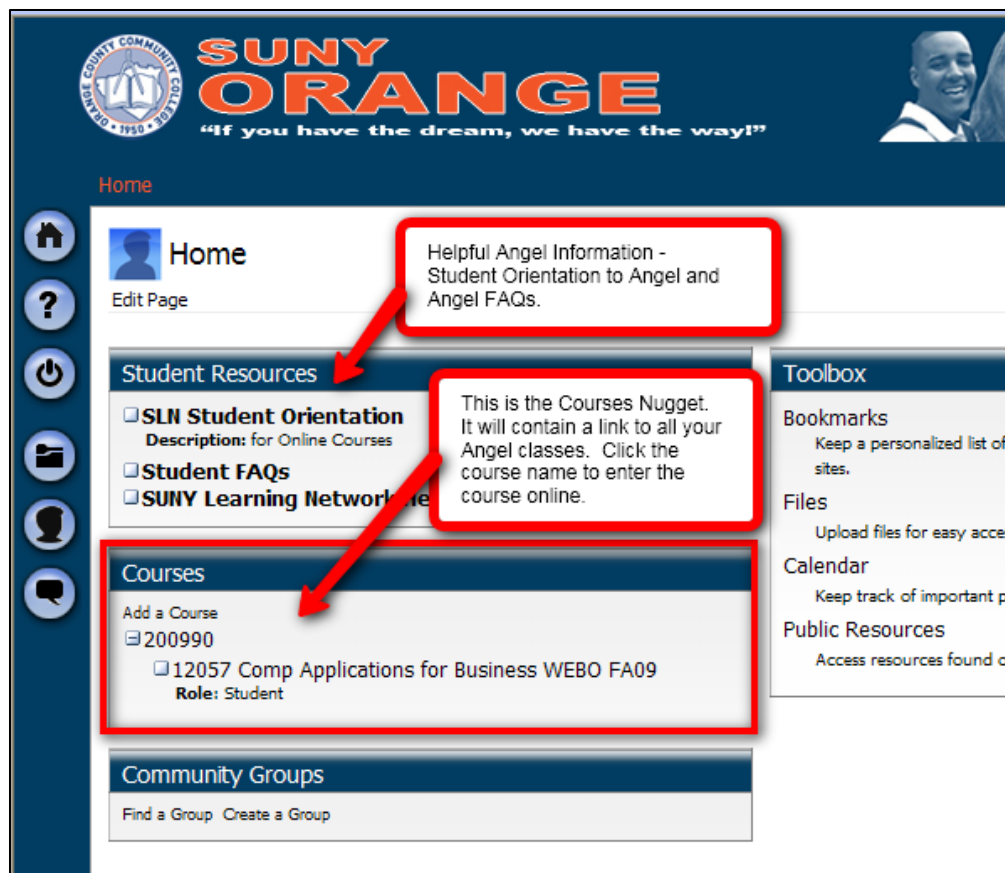
Your User Name for Angel is the **first part** of your SUNY Orange email address (before the "@" sign) followed by "-ORA" (without the quotes).

For example, if your SUNY Orange email address was abc@sunyorange.edu, your Angel User Name would be "abc-ORA". Your Angel password will be your Banner Self-Service PIN number (6-digits) or your date of birth in the mmddyy format. If you have logged into Angel before, your password will remain unchanged from semester to semester.

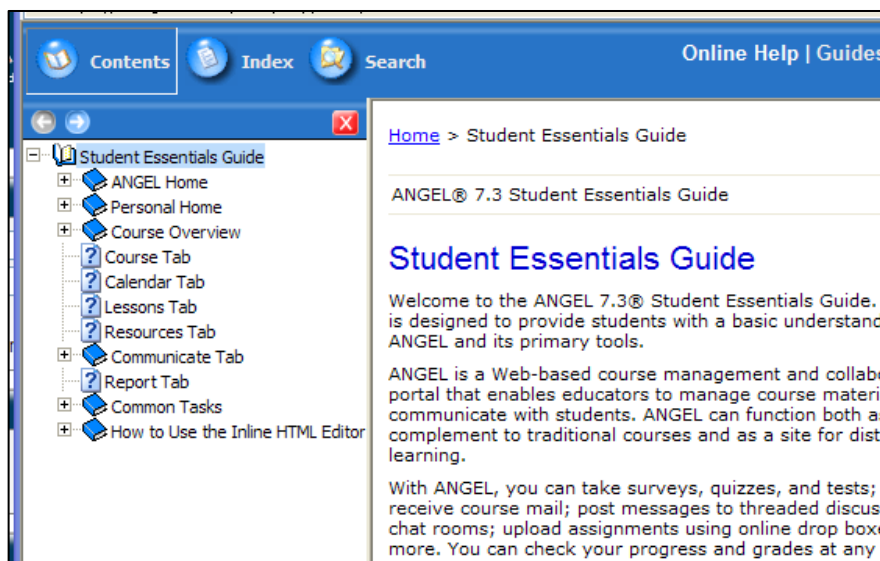


When you are logged in you will see your Angel Home Page and a "Courses" box which displays links to the courses you are enrolled in.

Instructors have individual requirements for each course, so be sure to look for an announcement or email from your instructor on how to proceed with your course. The College uses your SUNY Orange email as a means of communication, so be sure to check your SUNY Orange email often.



If you need help, you can access the online manual by clicking the question mark icon along the left-hand links on the page. That will open up the Student Essentials Guide, which contains information on how to use all the components within Angel.



If you need technical assistance with Angel, you can contact the SLN Helpdesk during their normal business hours via phone at 1-800-875-6269 or 518-443-5617.

The SLN Helpdesk office hours are Monday – Thursday 8:00 a.m. to 9:00 p.m., Friday 8:00 a.m. to 5:00 p.m., Saturday 1:00 p.m. to 5:00 p.m., and Sunday 1:00 p.m. to 9:00 p.m. EST.

You can also contact Maureen Ann Larsen, Coordinator of Instructional Technology by calling 845-341-4484 or sending an email to mlarsen@sunyorange.edu

Check the online learning pages at the SUNY Orange website for more information and helpful tips!
<http://www.sunyorange.edu/ol>