

Slide 1

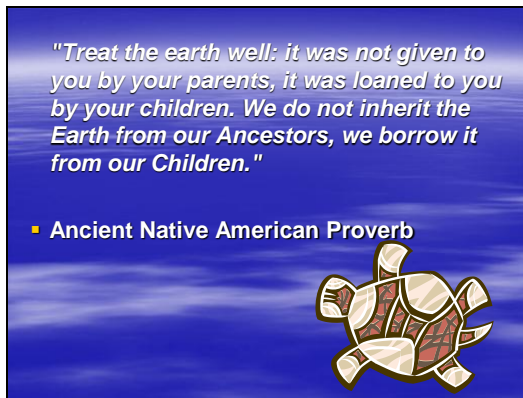


Welcome

Kermit the Frog

We are here today to talk about how to inspire children to care for the environment through the use of children's literature.

Slide 2



- Ancient Native American Proverb

Slide 3



This year at SUNY Orange, we have a Global Initiative to study the issue of sustainability in all areas/disciplines at the college.

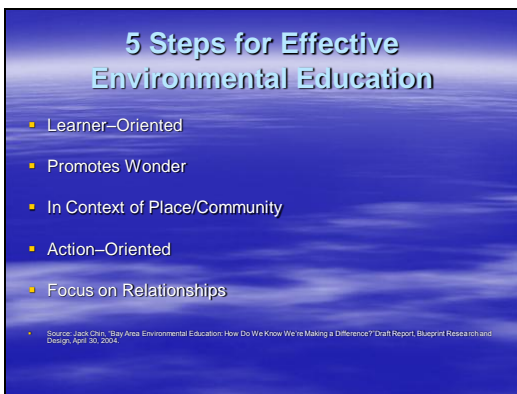
Slide 4



In the Educ. Dept we have been thinking about how to raise an environmentally conscious generation of children.

A generation that , just as they can't imagine life without computers, can't imagine a life where they would not conserve resources or recycle....

Slide 5



5 Steps for Effective Environmental Education

Learner-Oriented –Programs support the development of personal meaning through the learning process, with emphasis on age-appropriateness and ongoing (even life-long) learning

Promotes Wonder –Programs incorporate inquiry and discovery-based approaches that build appreciation for the natural and built environment
In Context of Place/Community –Programs place learning in the context of the local, relate directly to the learner's life and culture, and encourage civic engagement

Action-Oriented –Programs incorporate approaches that are hands-on, address real problems, and build confidence and hope

Focus on Relationships –Programs forge connections across and outward from specific areas of study –integrate across issues such as water quality, energy production and economic development; cross disciplinary boundaries of academic subjects such as science and language arts; connect classroom and out-of-school learning; relate the local to the regional and global.

Source: Jack Chin, "Bay Area Environmental Education: How Do We Know We're Making a Difference?"Draft Report, Blueprint Research and Design, April 30, 2004.

Slide 6

“A child's world is fresh and new and beautiful, full of wonder and excitement. It is our misfortune that for most of us, that clear-eyed vision, that true instinct for what is beautiful and awe-inspiring is dimmed and even lost before we reach adulthood. If I had influence...I would ask that each child in the world be given a sense of wonder so indestructible that it would last throughout life..” Rachel Carson, 1954

Rachel Carson the person who brought conservation to the public eye years ago wrote an article in Women's Home Companion in 1956 entitled “Help your child to wonder”

Slide 7

5 Steps for Effective Environmental Education

- Learner-Oriented
- Promotes Wonder
- In Context of Place/Community
- Action-Oriented
- Focus on Relationships

Source: Jack Chin, "Bay Area Environmental Education: How Do We Know We're Making a Difference?" Draft Report, Blueprint Research and Design, April 30, 2004.

5 Steps for Effective Environmental Education

Learner-Oriented –Programs support the development of personal meaning through the learning process, with emphasis on age-appropriateness and ongoing (even life-long) learning

Promotes Wonder –Programs incorporate inquiry and discovery-based approaches that build appreciation for the natural and built environment

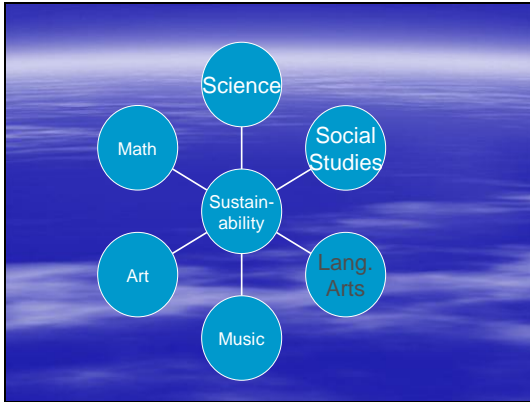
In Context of Place/Community –Programs place learning in the context of the local, relate directly to the learner's life and culture, and encourage civic engagement

Action-Oriented –Programs incorporate approaches that are hands-on, address real problems, and build confidence and hope

Focus on Relationships –Programs forge connections across and outward from specific areas of study –integrate across issues such as water quality, energy production and economic development; cross disciplinary boundaries of academic subjects such as science and language arts; connect classroom and out-of-school learning; relate the local to the regional and global.

Source: Jack Chin, “Bay Area Environmental Education: How Do We Know We're Making a Difference?”Draft Report, Blueprint Research and Design, April 30, 2004.

Slide 8



And finally in the area of Language Arts

Slide 9

Language Arts- writing

- Story problem



The environment is a wonderful source of story problems for children:

Endangered animals: Swan Song
Cleaning up pollution (Michael Recycle)
Diminishing Habitats

Slide 10

Language Arts- writing

- Story problem
- Persuasive letters



Writing persuasive letters to:

congressmen (laws)
mayor (parks, recycling)
store owners (recycling, crayons)
parents
letters to the editor

Slide 11

Language Arts- writing

- Story problem
- Persuasive letters
- Skits
- Songs/Raps



Skits: ex. Write a skit about a person who tries to convince others to save the environment

Songs: Write you own verse to “This Pretty Planet” or write a conservation song to a familiar tune


Rap: Write a rap about recycling, etc.

Slide 12

Language Arts- reading

Non-fiction

- Why Should I? books
- Take Action books
- Real-life models
- Extinct Animals
- Biography



We sometimes struggle to integrate non-fiction books, but this topic has many of great quality:

Why should I?

Take Action: Show samples

Real-life models: Fernando’s Gift, Come Back Salmon

Extinct Animals (Swan Song)

Biography: Rachel Carson

Slide 13


Language Arts- reading

Fiction

- Picture Books
- Read Alouds
- Independent Reading
- Author Study
- Thematic Unit

Chapter Books

- Series



Picture Books

Great Read Alouds: Just a Dream, The Salamander Room

Author Study: Lynne Cherry

Tree Theme (The Tree, A Possible Tree,

Chapter Books

Hoot

Gaia Girls, Nat. Geographic: Mysteries in our National Parks series (12)

Slide 14

Literature Review

- READ
- PAIR
- SHARE




An illustration of a library with tall bookshelves filled with colorful books. In the foreground, three children are sitting on the floor reading books. One child is standing and looking at a book on a shelf.

Slide 15

Literature Review

- READ
- PAIR
- SHARE



- One sentence summary of plot/content
- Unit(s) it would enhance
- One possible follow-up activity

An illustration of a library with tall bookshelves filled with colorful books. In the foreground, three children are sitting on the floor reading books. One child is standing and looking at a book on a shelf.

Slide 16

Green Internet

Teacher Resource Sites

- <http://www.environmentaleducationohio.org/inquiry/lessons.html>



An illustration of a young child with dark skin and curly hair, wearing an orange shirt and blue pants, holding a blue recycling symbol.

On the resource guide, I have a link to a summer institute for Sustainability Education CELF Children's environmental literacy

Slide 17

Green Internet

Student Sites



<http://urbanext.illinois.edu/woods/>

http://www.ecokids.ca/pub/kids_home.cfm

<http://pbskids.org/eeeworld/index.html>

Slide 18

- A Growing Up Green Resource list of the literature, music, and websites I used in this presentation, in addition to many more, can be found at

<http://sunyorange.edu/education/docs/growingupgreenresources.pdf>

